


SMBRH3065CT-SMBRFH3065CT


Schottky Barrier Rectifier
Reverse Voltage 65 V Forward Current 30 A

Features

- Plastic package has underwriters Laboratory Flammability Classification 94V-0
- Dual rectifier construction, positive center tap
- Low forward voltage, high efficiency



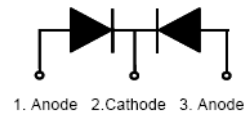
SMBRH3065CT
Package: TO-220-AB



SMBRFH3065CT
Package: ITO-220-AB

Mechanical Data

- Case: epoxy, molded
- Weight: 1.9grams (approximately)
- Finish: all external surfaces corrosion resistant and terminal leads readily solderable
- Lead temperature for soldering purpose: 260°C max. for 10 sec
- 50 units per plastic tube



Schematic Diagram

Maximum Ratings & Electrical Characteristics

(T_A=25°C unless otherwise noted)

Parameter	Test Conditions	Symbol	Value	Unit
Maximum Repetitive Peak Reverse Voltage		V _{RRM}	65	V
Working Peak Reverse Voltage		V _{RWM}	65	V
Maximum DC Blocking Voltage		V _{DC}	65	V
Maximum Average Forward Rectified Current @ T _c =105°C	Total Device Per Diode	I _{F(AV)}	30 15	A
Peak Forward Surge Current 8.3ms Single Half Sine-wave Superimposed on Rated Load per Diode		I _{FSM}	200	A
Peak repetitive Reverse Current Per Leg at tp=2.0μs ,1KHz		I _{RRM}	1.0	A
Voltage Rate of Change (rated V _R)		DV/dt	10000	V/μs
Operating Junction Temperature Range		T _J	- 55 to+150	°C
Storage Temperature Range		T _{STG}	- 55 to+150	°C
Isolation Voltage (ITO-220-AB only) from Terminal to Heatsink t = 1 sec		V _{AC}	1500	V
Maximum Instantaneous Forward Voltage per Leg	I _F =15A T _C =25°C I _F =15A T _C =125°C	V _F	0.60 0.52	V
Maximum Reverse Current per Leg at Working Peak Reverse Voltage	T _J =25°C T _J =100°C	I _R	500 50	μA mA
Thermal Characteristics (T_A=25°C unless otherwise noted)				
Symbol	Parameter	Typ.(TO-220-AB)	Typ.(ITO-220-AB)	Unit
R _{θJC}	Thermal Resistance, Junction to Case per Leg	2.0	4.0	°C/W
R _{θJA}	Thermal Resistance, Junction to Ambient per Leg	62.5	62.5	°C/W

Note: Pulse test:300us pulse width, duty cycle=2%

SMBRH3065CT-SMBRFH3065CT

Schottky Barrier Rectifier
Reverse Voltage 65 V Forward Current 30 A

Ratings and Characteristics Curves ($T_A = 25^\circ\text{C}$ unless otherwise noted)

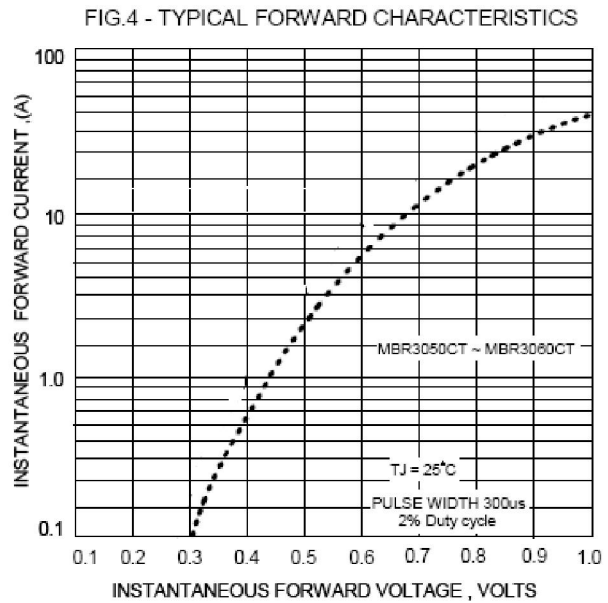
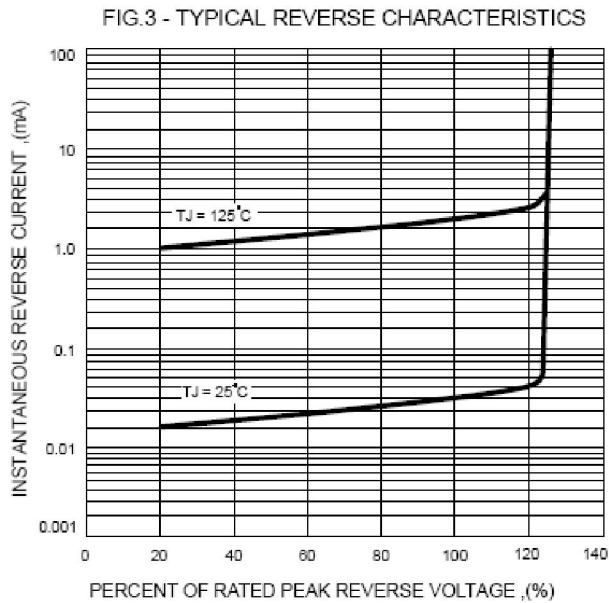
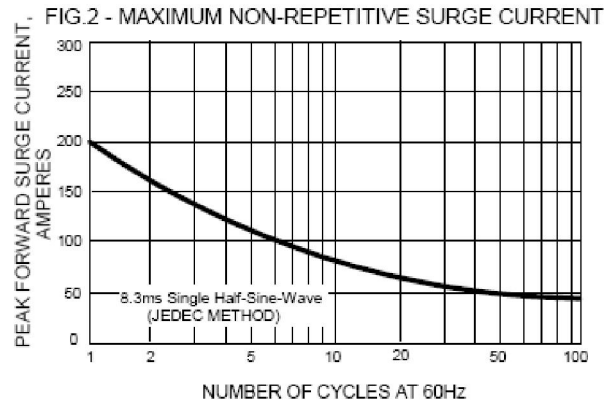
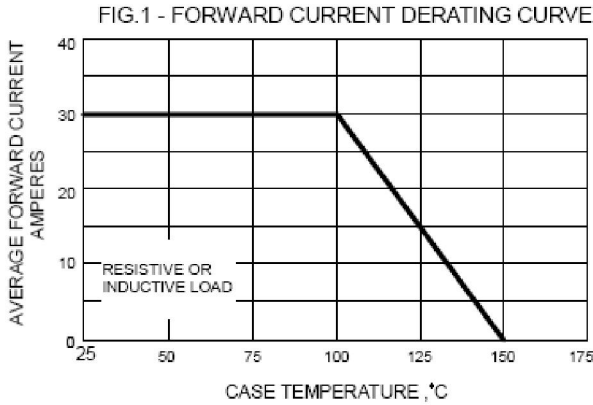
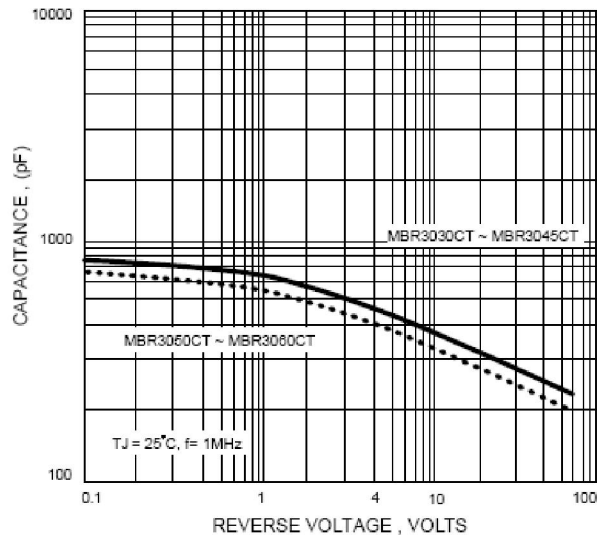


FIG.5 - TYPICAL JUNCTION CAPACITANCE



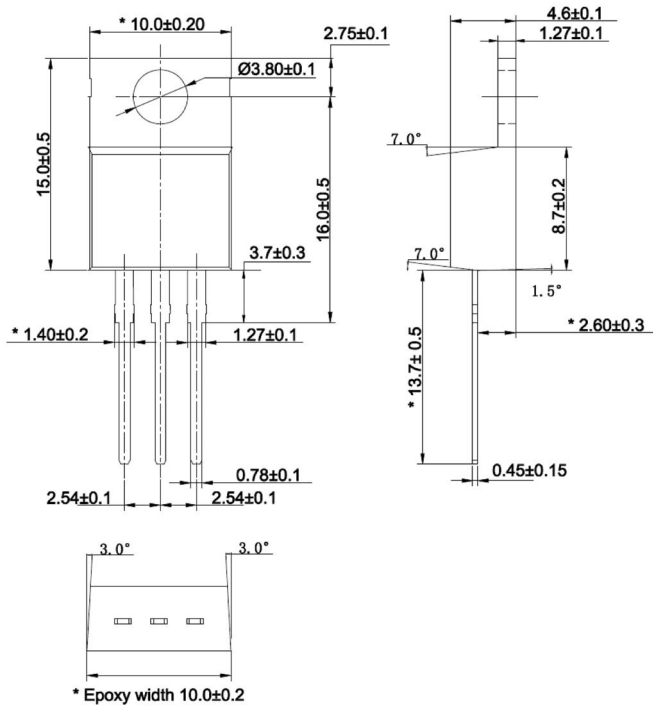
SMBRH3065CT-SMBRFH3065CT

Schottky Barrier Rectifier
Reverse Voltage 65 V Forward Current 30 A

Package Outline Dimensions

in millimeters

TO-220-AB



ITO-220-AB

