


MUR1640CT/MUR1640FCT


Ultrafast Recovery Rectifiers
Reverse Voltage 400V Forward Current 16 A

Features

- FRED (Planar) wafer construction
- Ultrafast recovery time
- Low forward voltage drop, low power loss
- High efficiency
- Plastic package has underwriters Laboratory Flammability Classification 94V-0



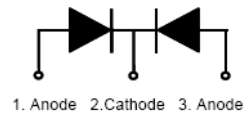
MUR1640CT
Package: TO-220-AB



MUR1640FCT
Package: ITO-220-AB

Mechanical Data

- Case: Epoxy, molded
- Weight: 1.9grams (approximately)
- Finish: all external surfaces corrosion resistant and terminal leads readily solderable
- Lead temperature for soldering purposes: 260°C Max. for 10 sec
- 50 units per plastic tube



Schematic Diagram

Maximum Ratings & Electrical Characteristics

($T_A=25^\circ\text{C}$ unless otherwise noted)

Parameter	Test Conditions		Symbol	Value	Unit
Maximum Repetitive Peak Reverse Voltage			V_{RRM}	400	V
Working Peak Reverse Voltage			V_{RWM}	400	V
Maximum DC Blocking Voltage			V_{DC}	400	V
Maximum Average Forward Rectified Current @ $T_c=105^\circ\text{C}$	Total Device		$I_F(AV)$	16	A
	Per Diode			8	
Peak Forward Surge Current 8.3ms Single Half Sine-wave Superimposed on Rated Load per Diode			I_{FSM}	125	A
Voltage Rate of Change (rated V_R)			DV/dt	10000	V/ μs
Operating Junction Temperature Range			T_J	- 55 to+150	$^\circ\text{C}$
Storage Temperature Range			T_{STG}	- 55 to+150	$^\circ\text{C}$
Maximum Reverse Recover Time ($I_F=0.5A$, $I_R=1.0A$, $I_{rec}=0.25A$)			T_{rr}	50	ns
Maximum Instantaneous Forward Voltage per Leg	$I_F=8A$	$T_C=25^\circ\text{C}$	V_F	1.40	V
	$I_F=8A$	$T_C=125^\circ\text{C}$		1.30	
Maximum Reverse Current per Leg at Working Peak Reverse Voltage	$T_J=25^\circ\text{C}$		I_R	10	μA
	$T_J=100^\circ\text{C}$			500	μA
Thermal Characteristics $T_A=25^\circ\text{C}$ unless otherwise noted					
Symbol	Parameter		Typ.(MUR1640CT)	Typ.(MUR1640FCT)	Unit
$R_{\theta JC}$	Thermal Resistance, Junction to Case per Leg		2.0	4.0	$^\circ\text{C/W}$
$R_{\theta JA}$	Thermal Resistance, Junction to Ambient per Leg		62.5	62.5	$^\circ\text{C/W}$

Note: Pulse test:300us pulse width, duty cycle=2%

MUR1640CT/MUR1640FCT

Ultrafast Recovery Rectifiers
Reverse Voltage 400V Forward Current 16 A

Ratings and Characteristics Curves ($T_A = 25^\circ\text{C}$ unless otherwise noted)

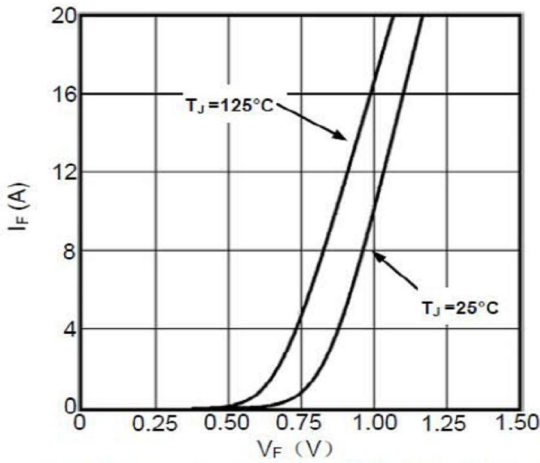


Fig1. Forward Voltage Drop vs Forward Current

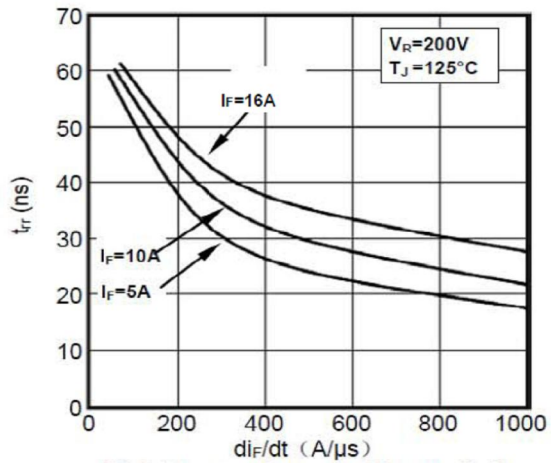


Fig2. Reverse Recovery Time vs di_F/dt

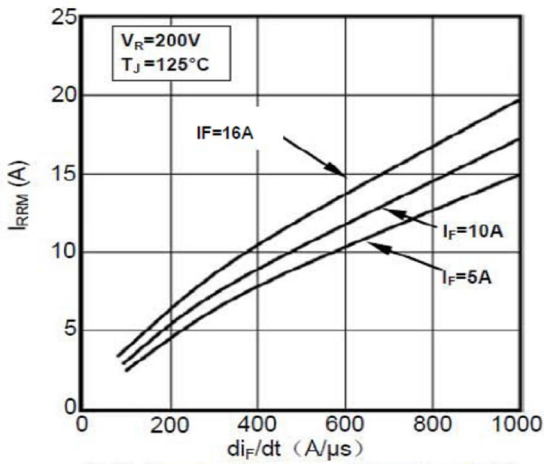


Fig3. Reverse Recovery Current vs di_F/dt

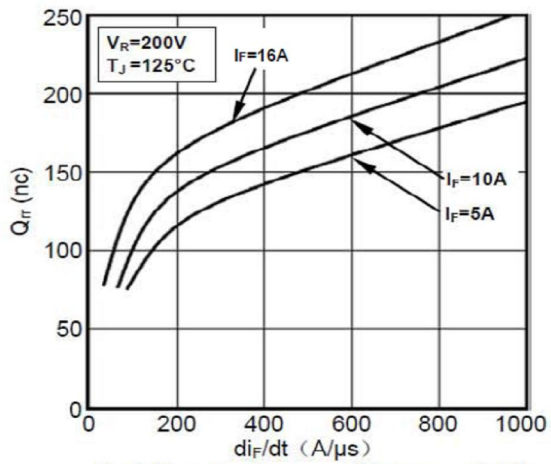


Fig4. Reverse Recovery Charge vs di_F/dt

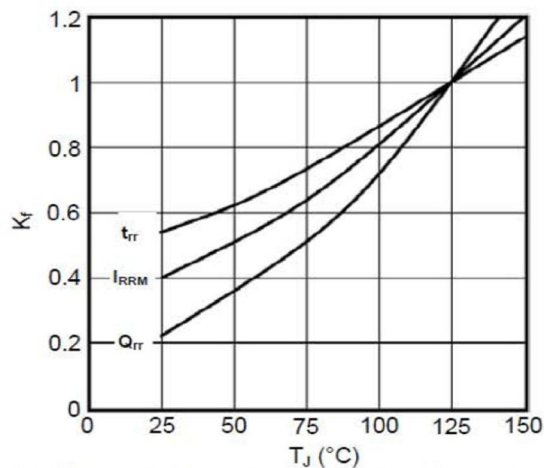


Fig5. Dynamic Parameters vs Junction Temperature

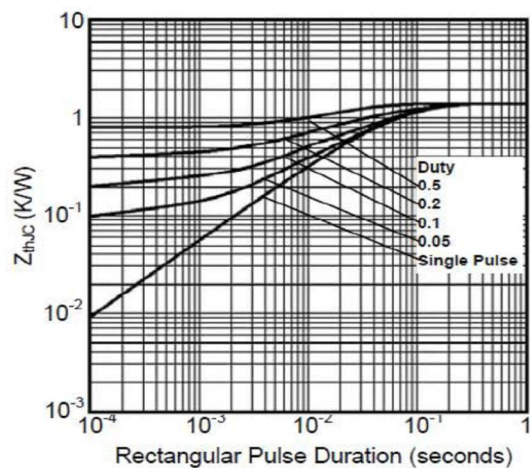


Fig6. Transient Thermal Impedance

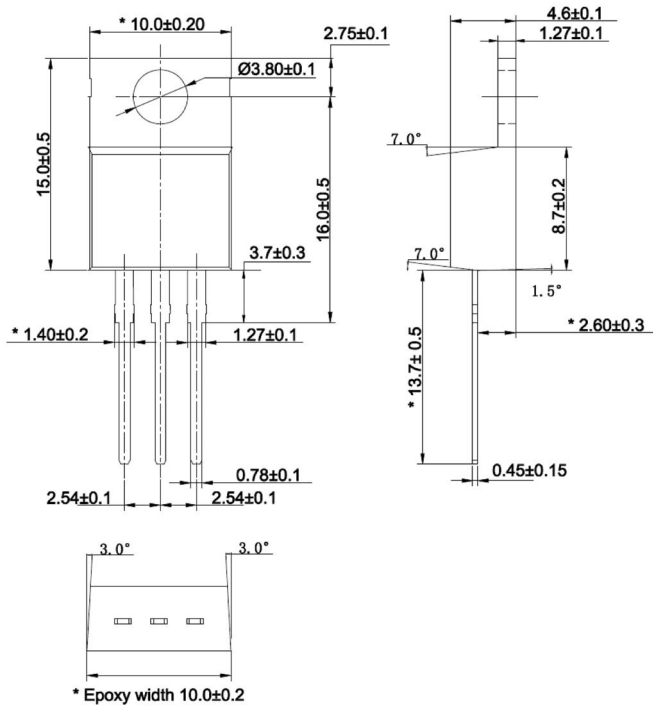
MUR1640CT/MUR1640FCT

Ultrafast Recovery Rectifiers
Reverse Voltage 400V Forward Current 16 A

Package Outline Dimensions

in millimeters

TO-220-AB



ITO-220-AB

