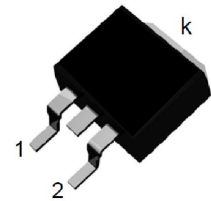


Features

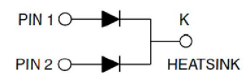
- Plastic package has underwriters Laboratory Flammability Classification 94V-0
- Dual rectifier construction, positive center tap
- Low forward voltage, high efficiency
- Guarding for over voltage protection



Package: TO-263

Mechanical Data

- Case: epoxy, molded
- Weight: 1.4grams (approximately)
- Finish: all external surfaces corrosion resistant and terminal leads readily solderable
- Lead temperature for soldering purpose: 260°C max. for 10 sec
- 50 units per plastic tube or tape reel packing 800 pcs/reel



Schematic Diagram

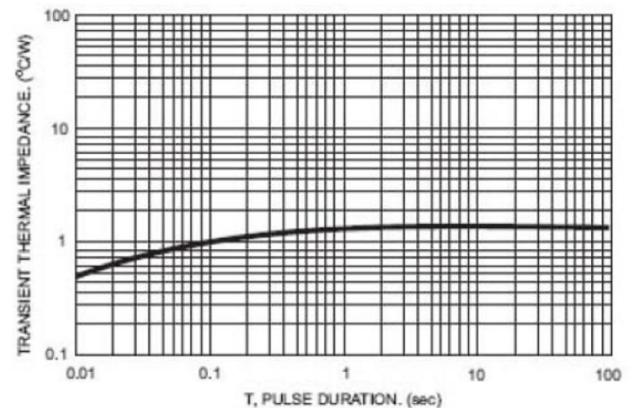
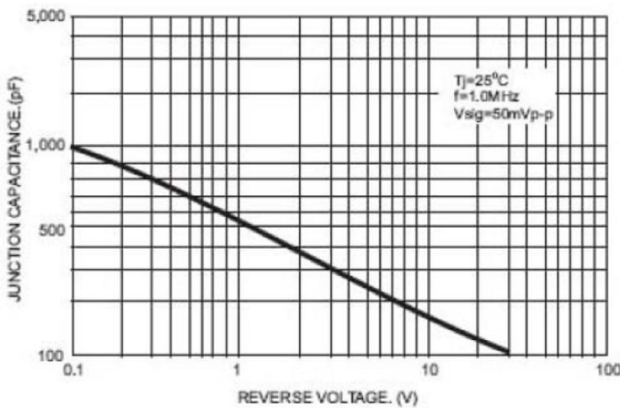
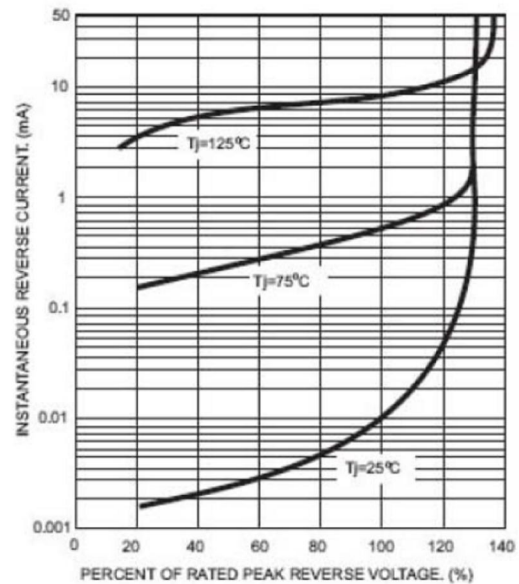
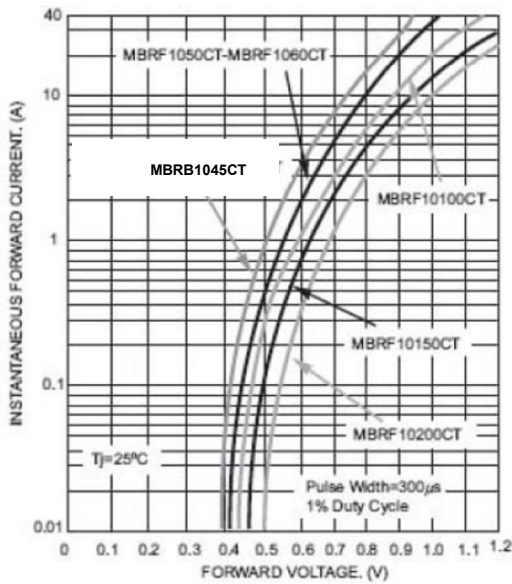
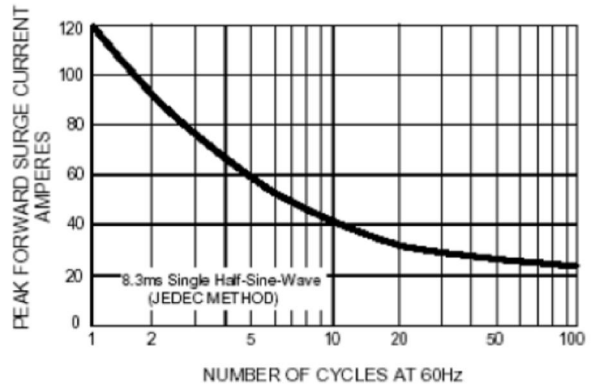
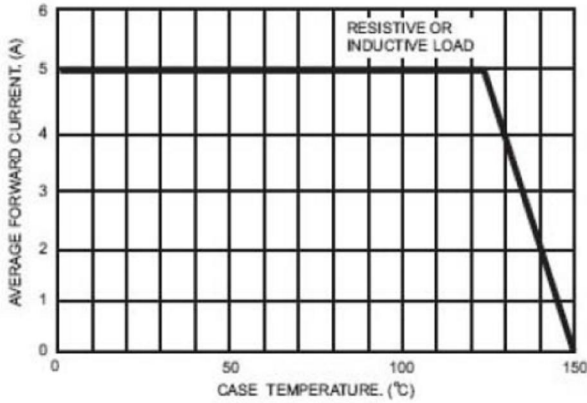
Maximum Ratings & Electrical Characteristics

($T_A=25^\circ\text{C}$ unless otherwise noted)

Parameter	Test Conditions		Symbol	Value	Unit
Maximum Repetitive Peak Reverse Voltage			V_{RRM}	45	V
Working Peak Reverse Voltage			V_{RWM}	45	V
Maximum DC Blocking Voltage			V_{DC}	45	V
Maximum Average Forward Rectified Current @ $T_c=105^\circ\text{C}$	Total Device		$I_{F(AV)}$	10	A
	Per Diode			5	
Peak Forward Surge Current 8.3ms Single Half Sine-wave Superimposed on Rated Load per Diode			I_{FSM}	120	A
Peak repetitive Reverse Current Per Leg at $t_p=2.0\mu\text{s}$, 1KHz			I_{RRM}	1.0	A
Voltage Rate of Change (rated V_R)			DV/dt	10000	V/ μs
Operating Junction Temperature Range			T_J	- 55 to+150	$^\circ\text{C}$
Storage Temperature Range			T_{STG}	- 55 to+150	$^\circ\text{C}$
Maximum Instantaneous Forward Voltage per Leg	$I_F=5\text{A}$	$T_c=25^\circ\text{C}$	V_F	0.55	V
	$I_F=5\text{A}$	$T_c=125^\circ\text{C}$		0.50	
Maximum Reverse Current per Leg at Working Peak Reverse Voltage	$T_J=25^\circ\text{C}$		I_R	200	μA
	$T_J=100^\circ\text{C}$			15	mA
Thermal Characteristics ($T_A=25^\circ\text{C}$ unless otherwise noted)					
Symbol	Parameter	Typ.(TO-263)		Unit	
$R_{\theta JC}$	Thermal Resistance, Junction to Case per Leg	2.0		$^\circ\text{C/W}$	
$R_{\theta JA}$	Thermal Resistance, Junction to Ambient per Leg	62.5		$^\circ\text{C/W}$	

Note: Pulse test:300us pulse width, duty cycle=2%

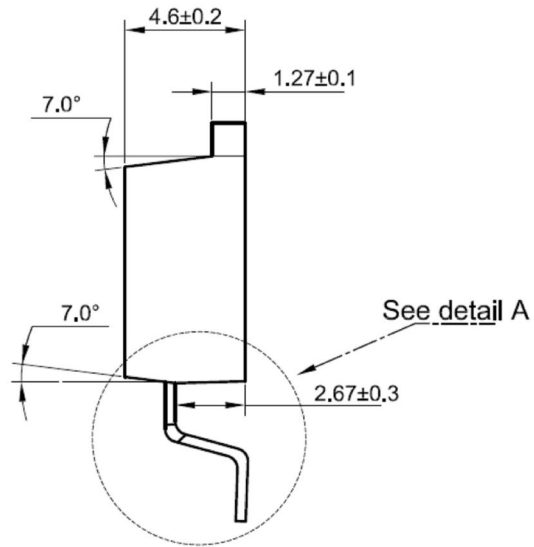
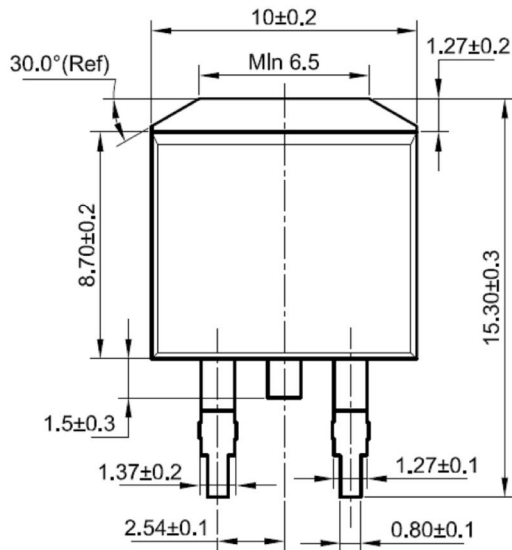
Ratings and Characteristics Curves ($T_A = 25^\circ\text{C}$ unless otherwise noted)



Package Outline Dimensions

in millimeters

TO-263



Detail A

