


# MBR1060CT/MBRF1060CT


Schottky Barrier Rectifier  
Reverse Voltage 60 V Forward Current 10 A

## Features

- Plastic package has underwriters Laboratory Flammability Classification 94V-0
- Dual rectifier construction, positive center tap
- Low forward voltage, high efficiency
- Guarding for over voltage protection



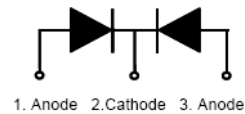
**MBR1060CT**  
Package: TO-220-AB



**MBRF1060CT**  
Package: ITO-220-AB

## Mechanical Data

- Case: epoxy, molded
- Weight: 1.9grams (approximately)
- Finish: all external surfaces corrosion resistant and terminal leads readily solderable
- Lead temperature for soldering purpose: 260°C max. for 10 sec
- 50 units per plastic tube



**Schematic Diagram**

## Maximum Ratings & Electrical Characteristics

(T<sub>A</sub>=25°C unless otherwise noted)

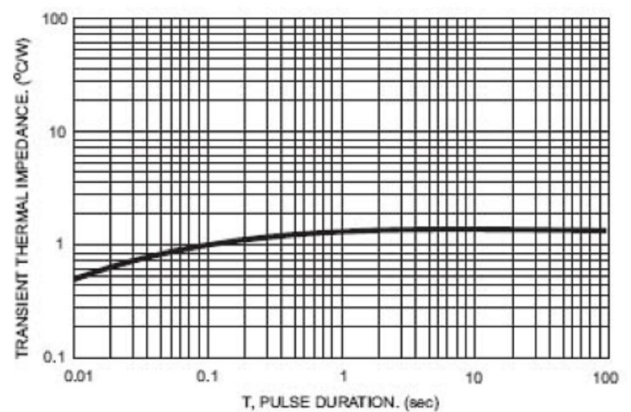
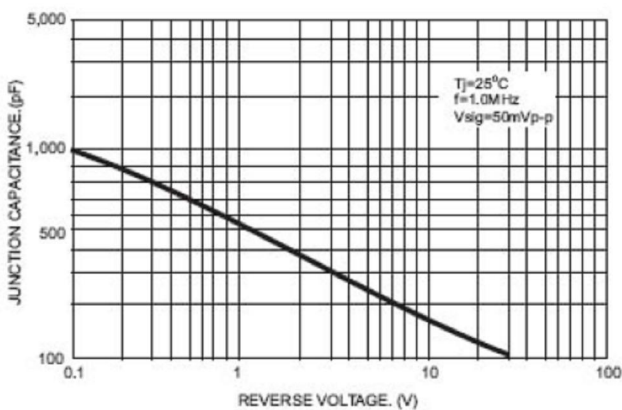
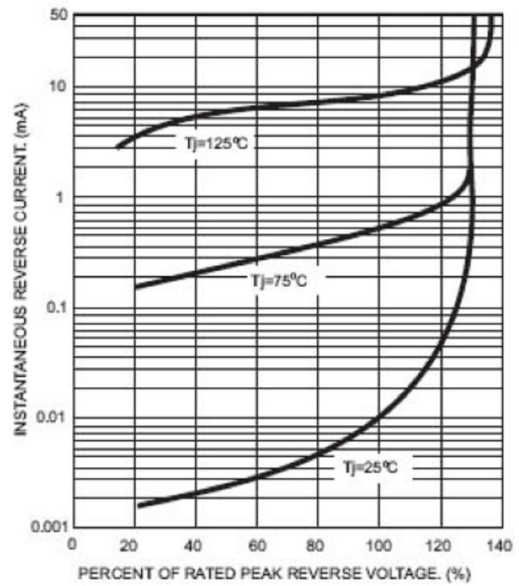
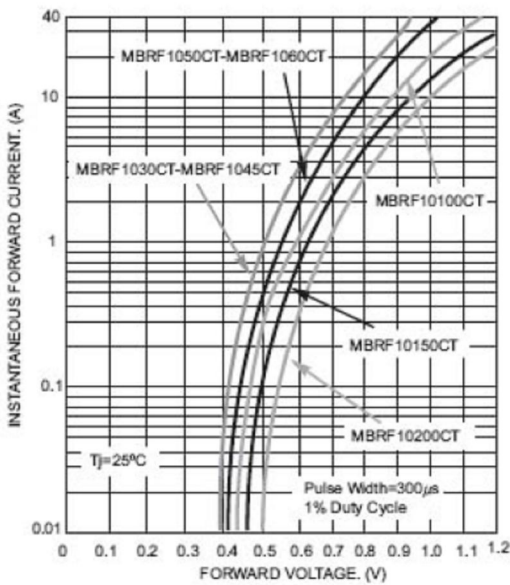
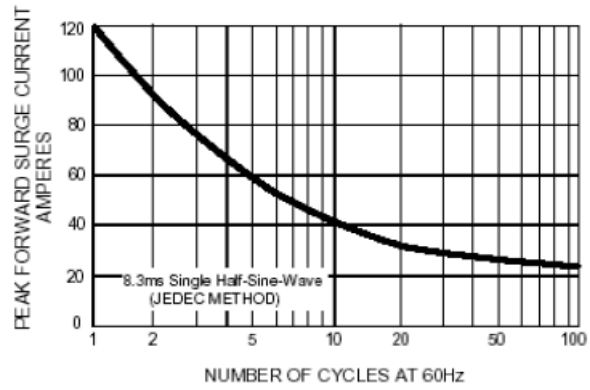
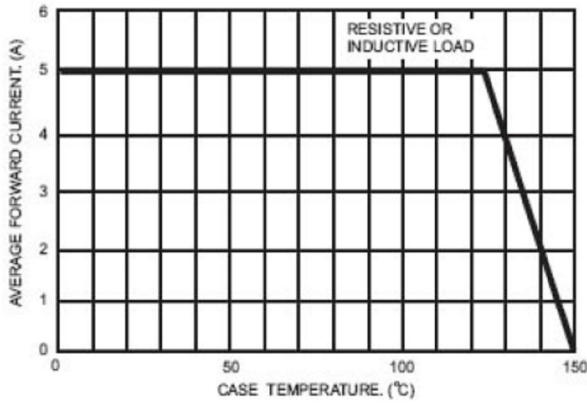
Parameter	Test Conditions		Symbol	Value	Unit
Maximum Repetitive Peak Reverse Voltage			V <sub>RRM</sub>	60	V
Working Peak Reverse Voltage			V <sub>RWM</sub>	60	V
Maximum DC Blocking Voltage			V <sub>DC</sub>	60	V
Maximum Average Forward Rectified Current @ T <sub>c</sub> =105°C	Total Device		I <sub>F(AV)</sub>	10	A
	Per Diode			5	
Peak Forward Surge Current 8.3ms Single Half Sine-wave Superimposed on Rated Load per Diode			I <sub>FSM</sub>	120	A
Peak repetitive Reverse Current Per Leg at tp=2.0μs ,1KHz			I <sub>RRM</sub>	1.0	A
Voltage Rate of Change (rated V <sub>R</sub> )			DV/dt	10000	V/μs
Operating Junction Temperature Range			T <sub>J</sub>	- 55 to+150	°C
Storage Temperature Range			T <sub>STG</sub>	- 55 to+150	°C
Isolation Voltage (ITO-220-AB only) from Terminal to Heatsink t = 1 sec			V <sub>AC</sub>	1500	V
Maximum Instantaneous Forward Voltage per Leg	I <sub>F</sub> =5A I <sub>F</sub> =5A	T <sub>C</sub> =25°C T <sub>C</sub> =125°C	V <sub>F</sub>	0.80 0.70	V
Maximum Reverse Current per Leg at Working Peak Reverse Voltage		T <sub>J</sub> =25°C T <sub>J</sub> =100°C		I <sub>R</sub>	
<b>Thermal Characteristics (T<sub>A</sub>=25°C unless otherwise noted)</b>					
<b>Symbol</b>	<b>Parameter</b>		<b>Typ.(TO-220-AB)</b>	<b>Typ.(ITO-220-AB)</b>	<b>Unit</b>
R <sub>θJC</sub>	Thermal Resistance, Junction to Case per Leg		2.0	4.0	°C/W
R <sub>θJA</sub>	Thermal Resistance, Junction to Ambient per Leg		62.5	62.5	°C/W

**Note:** Pulse test:300us pulse width, duty cycle=2%

# MBR1060CT/MBRF1060CT

Schottky Barrier Rectifier  
Reverse Voltage 60 V Forward Current 10 A

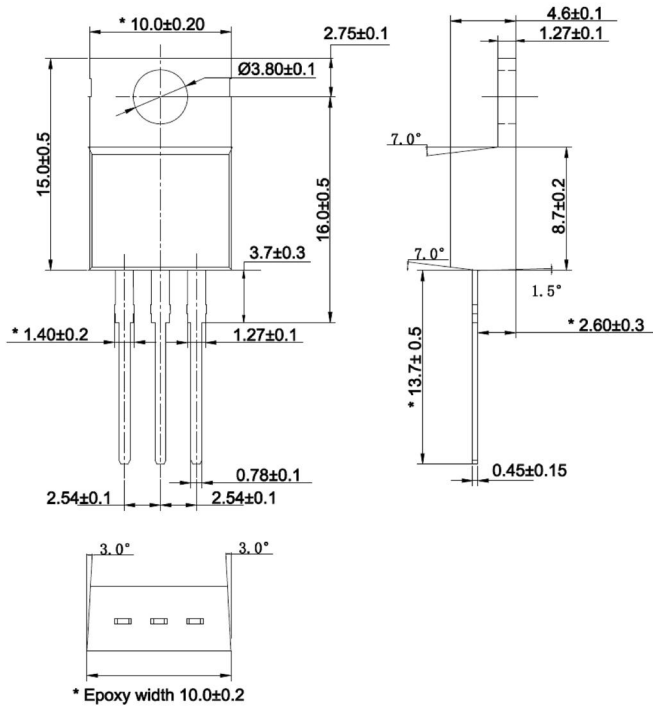
## Ratings and Characteristics Curves ( $T_A = 25^\circ\text{C}$ unless otherwise noted)



## Package Outline Dimensions

in millimeters

TO-220-AB



ITO-220-AB

