


MBR1045CT/MBRF1045CT


Schottky Barrier Rectifier
Reverse Voltage 45 V Forward Current 10 A

Features

- Plastic package has underwriters Laboratory Flammability Classification 94V-0
- Dual rectifier construction, positive center tap
- Low forward voltage, high efficiency
- Guarding for over voltage protection



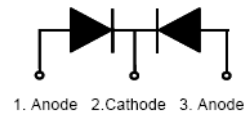
MBR1045CT
Package: TO-220-AB



MBRF1045CT
Package: ITO-220-AB

Mechanical Data

- Case: epoxy, molded
- Weight: 1.9grams (approximately)
- Finish: all external surfaces corrosion resistant and terminal leads readily solderable
- Lead temperature for soldering purpose: 260°C max. for 10 sec
- 50 units per plastic tube



1. Anode 2. Cathode 3. Anode

Schematic Diagram

Maximum Ratings & Electrical Characteristics

(T_A=25°C unless otherwise noted)

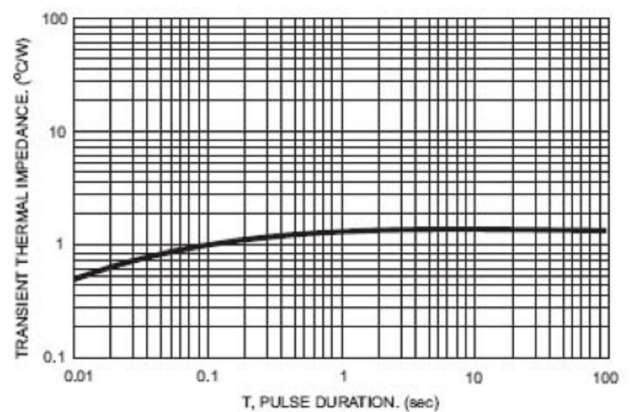
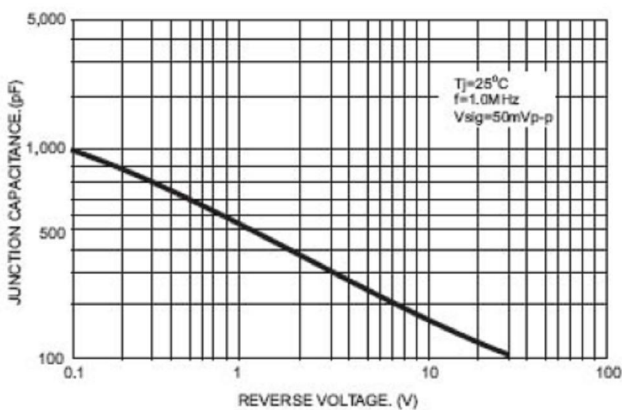
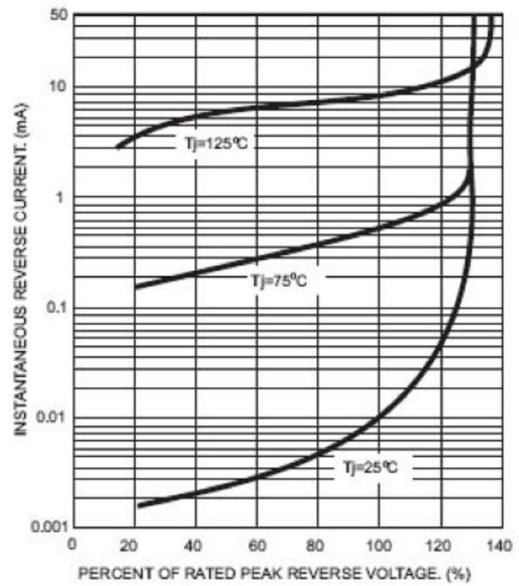
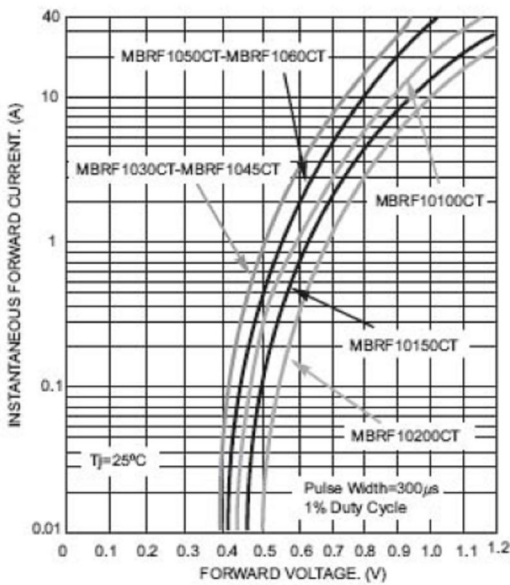
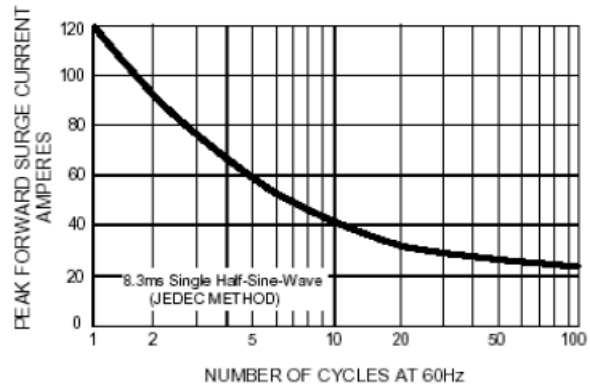
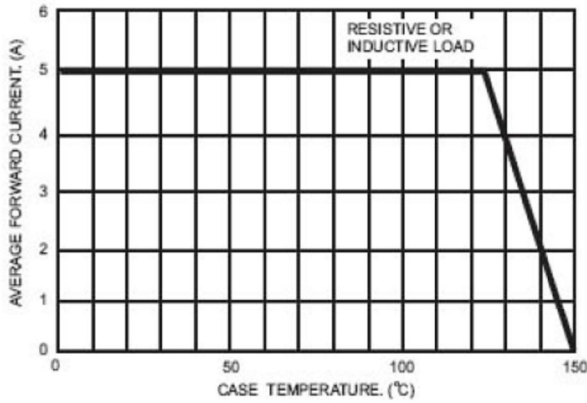
Parameter	Test Conditions		Symbol	Value	Unit	
Maximum Repetitive Peak Reverse Voltage			V _{RRM}	45	V	
Working Peak Reverse Voltage			V _{RWM}	45	V	
Maximum DC Blocking Voltage			V _{DC}	45	V	
Maximum Average Forward Rectified Current @ T _c =105°C	Total Device		I _{F(AV)}	10	A	
	Per Diode			5		
Peak Forward Surge Current 8.3ms Single Half Sine-wave Superimposed on Rated Load per Diode			I _{FSM}	120	A	
Peak repetitive Reverse Current Per Leg at tp=2.0μs ,1KHz			I _{RRM}	1.0	A	
Voltage Rate of Change (rated V _R)			DV/dt	10000	V/μs	
Operating Junction Temperature Range			T _J	- 55 to+150	°C	
Storage Temperature Range			T _{STG}	- 55 to+150	°C	
Isolation Voltage (ITO-220-AB only) from Terminal to Heatsink t = 1 sec			V _{AC}	1500	V	
Maximum Instantaneous Forward Voltage per Leg	I _F =5A	T _C =25°C	V _F	0.55	V	
	I _F =5A	T _C =125°C		0.50		
Maximum Reverse Current per Leg at Working Peak Reverse Voltage	T _J =25°C		I _R	200	μA	
	T _J =100°C			15	mA	
Thermal Characteristics (T_A=25°C unless otherwise noted)						
Symbol	Parameter		Typ.(TO-220-AB)		Typ.(ITO-220-AB)	Unit
R _{θJC}	Thermal Resistance, Junction to Case per Leg		2.0		4.0	°C/W
R _{θJA}	Thermal Resistance, Junction to Ambient per Leg		62.5		62.5	°C/W

Note: Pulse test:300us pulse width, duty cycle=2%

MBR1045CT/MBRF1045CT

Schottky Barrier Rectifier
Reverse Voltage 45 V Forward Current 10 A

Ratings and Characteristics Curves ($T_A = 25^\circ\text{C}$ unless otherwise noted)



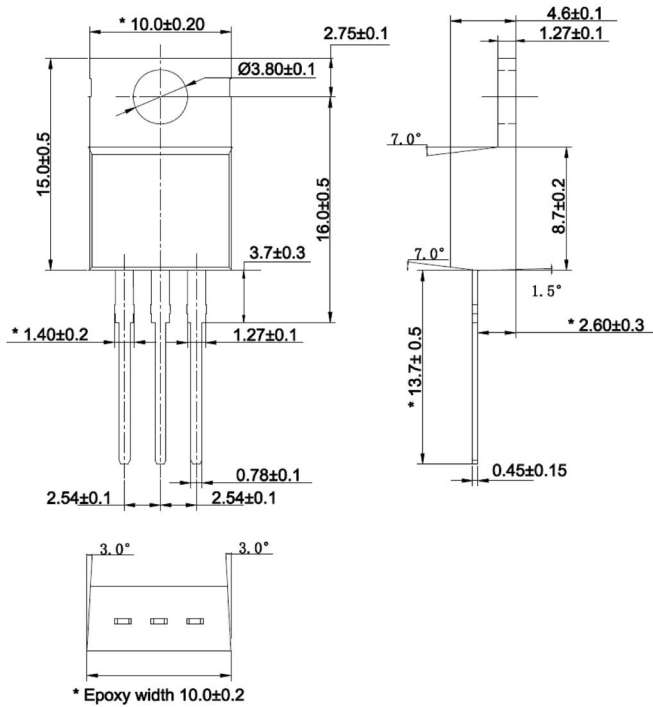
MBR1045CT/MBRF1045CT

Schottky Barrier Rectifier
Reverse Voltage 45 V Forward Current 10 A

Package Outline Dimensions

in millimeters

TO-220-AB



ITO-220-AB

