


Features

- Low V_F schottky barrier rectifier
- Low profile - typical height 1.0 mm
- Low forward voltage drop
- Low leakage current
- Moisture sensitivity: level 1, per J-STD-020
- High temperature soldering guaranteed: 260°C/10 seconds
- Halogen-free according to IEC 61249-2-21 definition



Package: eSGA
(SOD-123FL)



Applications

For use in fast switching in RF module, lighting, cell phone, portable devices, power supply and other consumer applications.

Maximum Ratings ($T_A = 25^\circ\text{C}$ unless otherwise noted)

Parameter	Symbol	FS24A	Unit
Maximum Repetitive Peak Reverse Voltage	V_{RRM}	40	V
Maximum RMS Voltage	V_{RMS}	28	V
Maximum DC Blocking Voltage	V_{DC}	40	V
Maximum Average Forward Rectified Current	$I_{F(AV)}$	2.0	A
Peak Forward Surge Current (8.3 ms single half sine-wave superimposed on rated load)	I_{FSM}	50	A
Operation Junction Temperature Range	T_J	- 55 to + 125	$^\circ\text{C}$
Storage Temperature Range	T_{STG}	- 55 to + 150	$^\circ\text{C}$

Electrical Characteristics ($T_A = 25^\circ\text{C}$ unless otherwise noted)

Parameter	Test Conditions	Symbol	FS24A	Unit
Maximum Instantaneous Forward Voltage	$I_F=2\text{A}$	V_F	0.50	V
Maximum DC Reverse Current at Rated DC Blocking Voltage	$T_A=25^\circ\text{C}$	I_R	500	μA
	$T_A=100^\circ\text{C}$		50	mA
Typical Junction Capacitance	4.0 V, 1 MHz	C_J	120	pF
Typical Thermal Resistance ¹⁾	Juntion to Ambient	$R_{\theta JA}$	95	$^\circ\text{C/W}$
	Juntion to Mount	$R_{\theta JM}$	35	

Note:1) The thermal resistance from junction to ambient, case or mount, mounted on P.C.B with 5×5mm copper pads, 2 OZ, FR4 PCB

Ratings and Characteristics Curves ($T_A = 25^\circ\text{C}$ unless otherwise noted)

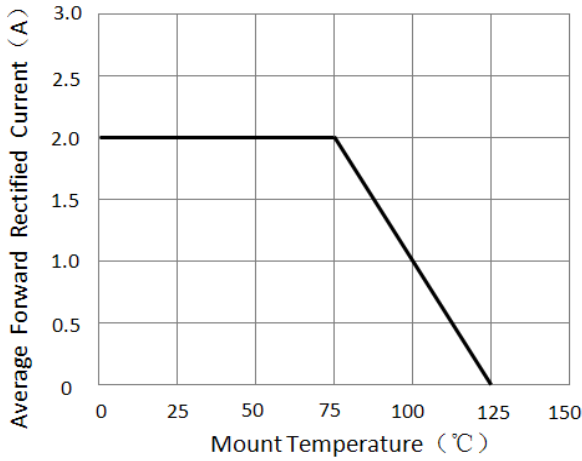


Figure 1. Forward Current Derating Curve

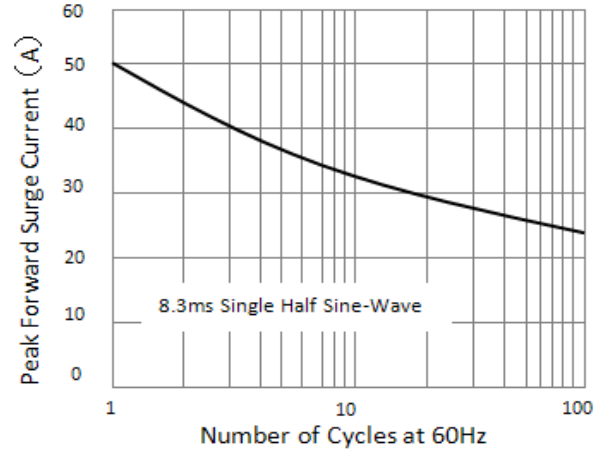


Figure 2. Maximum Non-Repetitive Peak Forward Surge Current

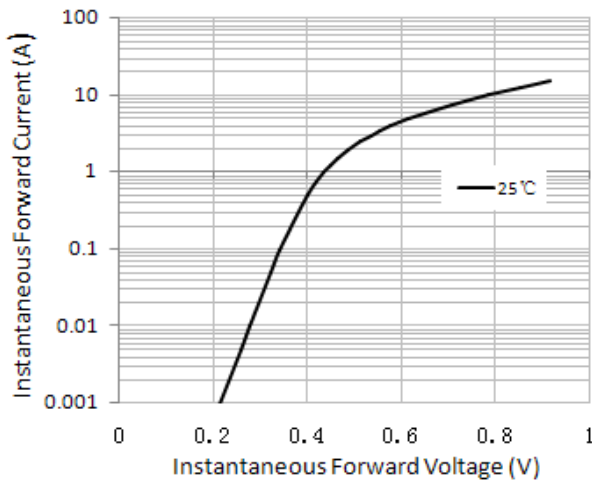


Figure 3. Typical Instantaneous Forward Characteristics

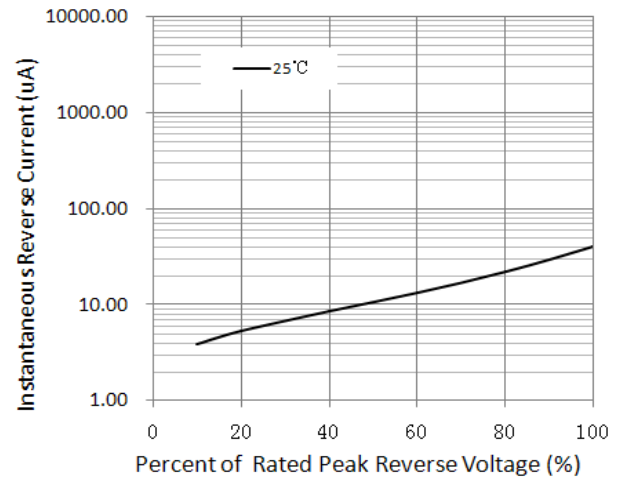


Figure 4. Typical Reverse Characteristics

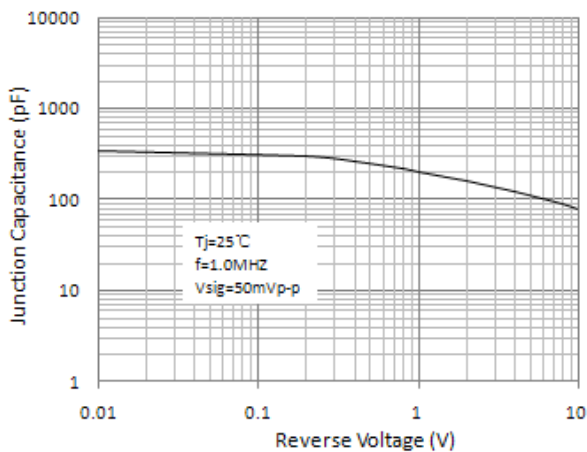
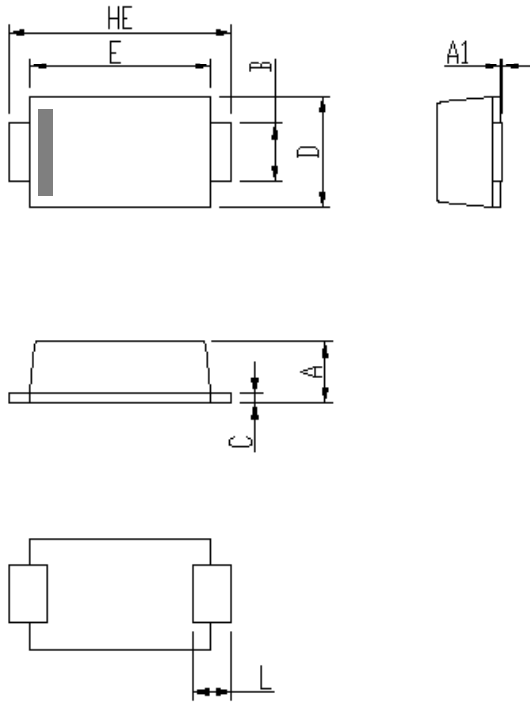


Figure 5. Typical Junction Capacitance

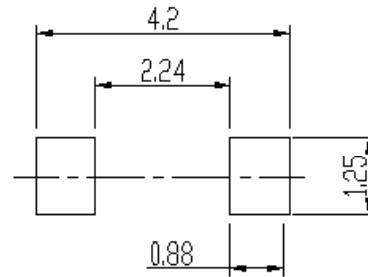
Package Outline Dimensions

eSGA (SOD-123FL)



DIM	Unit: mm		Unit: inch	
	MIN	MAX	MIN	MAX
A	0.9	1.08	0.035	0.043
A1	0	0.1	0.000	0.004
B	0.85	1.05	0.033	0.041
C	0.1	0.25	0.004	0.010
D	1.7	2	0.067	0.079
E	2.9	3.1	0.114	0.122
L	0.43	0.83	0.017	0.033
HE	3.5	3.9	0.138	0.154

Soldering footprint



Packing Information

Packing quantities

3000 pcs/Reel, 40 Reels/Box; 8mm Tape, 7" Reel

Tape & Reel Specification

