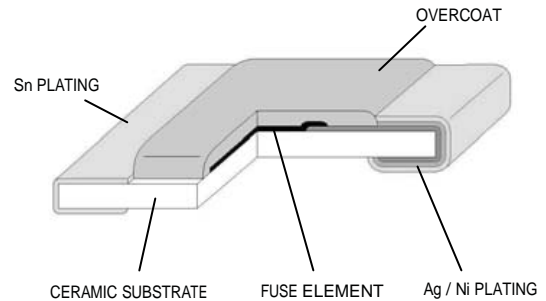


Description

- High inrush current withstanding capability
- Compatible with reflow and wave solder
- Rugged ceramic and glass construction
- Excellent environmental performance
- RoHS Compliant ,Lead Free & Halogen Free material

Applications

- Telecommunication: PDA / DSL
- Computers: LCD Panels / Printers/ Laptops/ Servers
- Consumer Electronics: DVD players / MP3 and MP4 Players



Case: 1206

Environmental Data

- Life Test: MIL-STD-202, Method 108D
- Humidity Bias: MIL-STD-202 , Method 103
- Moisture Resistance Test: MIL-STD-202, Method 106G
- Thermal Shock: MIL-STD-202, Method 107G
- Terminal Strength: AEC-Q200-006
- Board Flex: AEC-Q200-005
- Vibration: MIL-STD-202, Method 204C
- Mechanical Shock: MIL-STD-202, Method 213C
- Solderability: ANSI/J-STD-202
- Resistance to Solder Heat: MIL-STD-202, Method 210B
- Resistance to Solvents Test: MIL-STD-202, Method 215

Electrical Characteristics

Ampere Rating	% of Amp Rating	Opening Time
1A-7A	100%	4 Hours Minimum
1A-7A	200%	1~60 Senconds
1A-7A	1000%	0.0002~0.02Seconds

Electrical Specifications

Product Code	Current Rating	Voltage Rating DC	Interrupting Rating*	Resistance (ohms)** Typ.	Typical Melt I ² t *** (A ² s)	Alpha Code Marking
SP1206H	1A	63V	50A	0.41	0.10	H
SP1206H1.25	1.25A	63V	50A	0.25	0.22	J
SP1206H1.5	1.5A	63V	50A	0.2	0.26	K

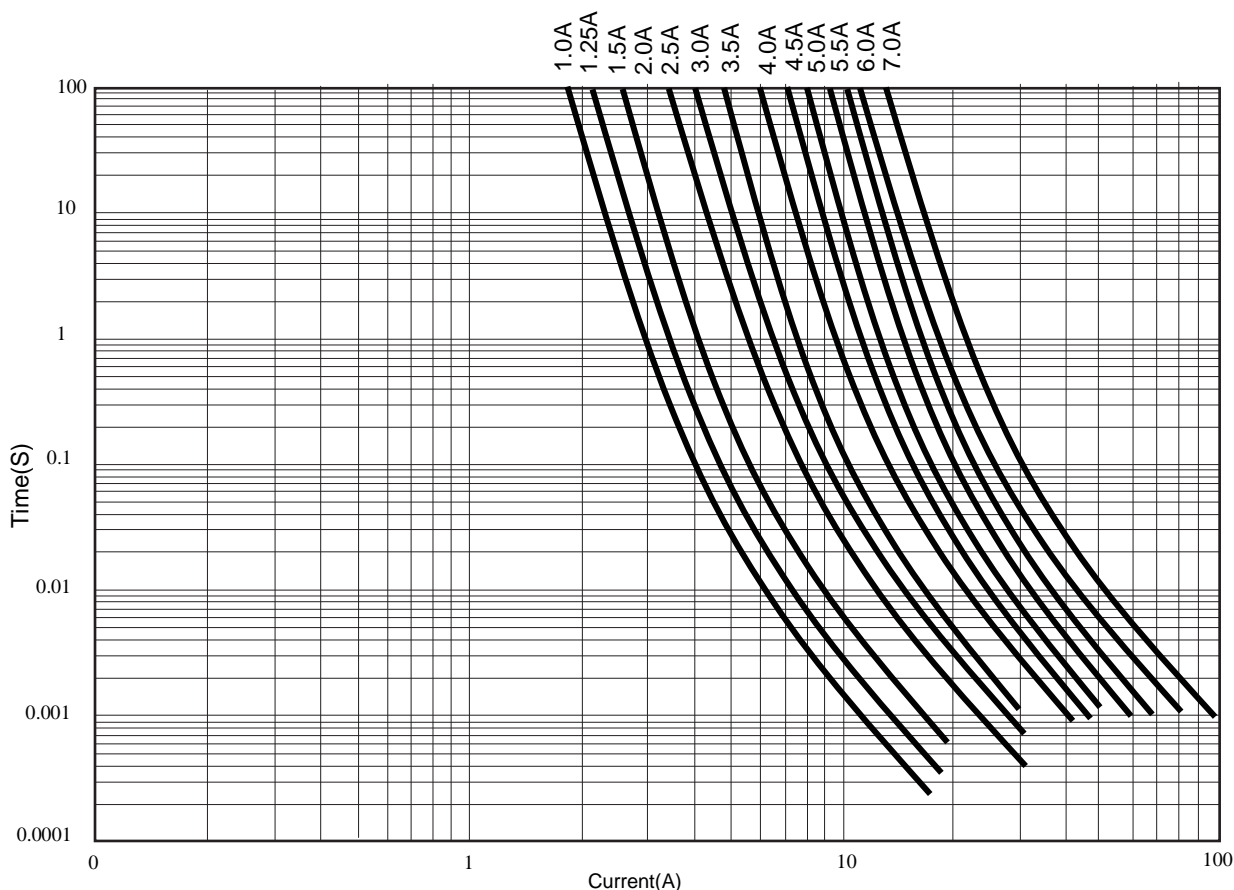
SP1206H2	2A	63V	50A	0.13	0.67	N
SP1206H2.5	2.5A	32V	50A	0.081	0.97	O
SP1206H3	3A	32V	50A	0.052	1.20	P
SP1206H3.5	3.5A	32V	50A	0.04	1.64	R
SP1206H4	4A	32V	50A	0.03	2.43	S
SP1206H4.5	4.5A	32V	50A	0.025	3.50	X
SP1206H5	5A	32V	50A	0.02	5.45	T
SP1206H5.5	5.5A	24V	60A	0.016	6.20	▲
SP1206H6	6A	24V	60A	0.013	8.10	Y
SP1206H7	7A	24V	60A	0.012	9.88	U

* DC interrupting rating (Measured at rated voltage, time constant of less than 50 microseconds, battery source)

**DC Cold Resistance (Measured at 10% of rated current)

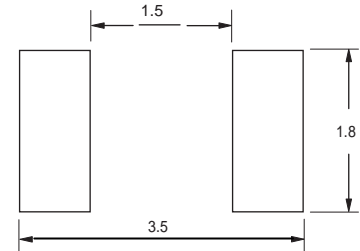
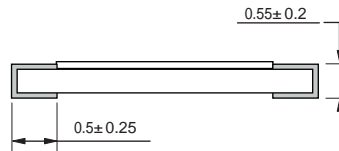
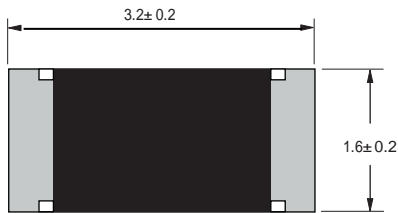
*** Typical Melting I²t (Measured with a battery bank at rated DC voltage and at 0.001 second clear time, time constant of calibrated circuit less than 50 microseconds) Device designed to carry rated current for four hours minimum. An operating current of 75% or less of rated current is recommended, with further derating required at elevated ambient temperatures.

Typical Performance Curves

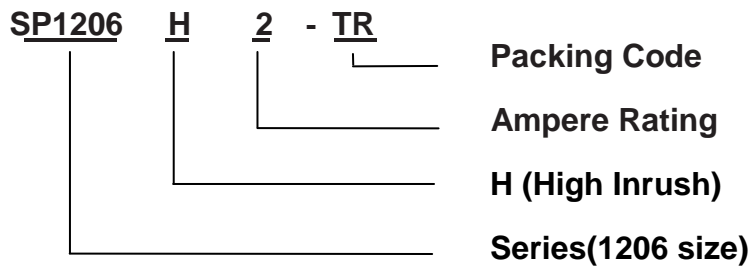


Product Dimensions

DIMENSIONS:mm



Part Number System



Note: TR: 5,000 pieces of fuses on 8mm tape and reel on a 7 inch (178mm) reel per EIA Standard 481