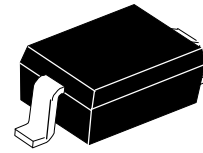


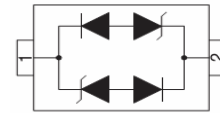


Features

- 350W peak pulse power per line (tp= 8/20µs)
- SOD-323 package
- Bidirectional configurations
- Protects one power or I/O line
- Low clamping voltage
- RoHS compliant
- Transient protection for data lines to
IEC61000-4-2 (ESD) ±30KV(air), ±30KV(contact);
IEC61000-4-4 (EFT) 40A (5/50ns)
IEC61000-4-5 (surge): 15A (8/20us)



Package: SOD-323



Schematic Diagram

Applications

- Ethernet- 10/100/1000 Base T
- Smart Phones
- Handheld- Wireless Systems
- PDAs
- USB Interface

Absolute Maximum Ratings (T_A=25°C unless otherwise noted)

Rating	Symbols	Value	Units
Peak Pulse Power (T _P =8/20µS)	P _{PP}	350	W
Operating Temperature Range	T _J	-55 to +150	°C
Storage Temperature Range	T _{STG}	-55 to +150	°C

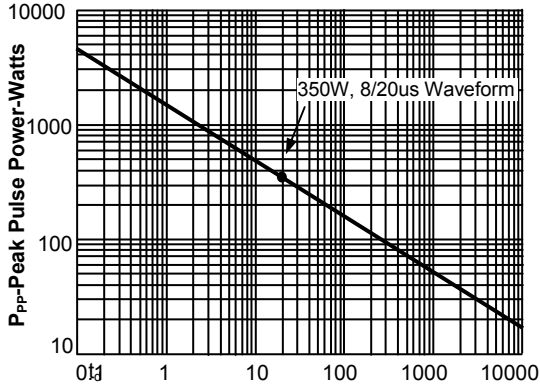
Electrical Characteristics (T_A=25°C unless otherwise specified)

Part Number	Marking	V _{RWM} V	I _R @ V _{RWM} µA	Min Breakdown Voltage V _{BR} @1mA V	Max Clamping Voltage V _C		Typ C _J
					@I _P =1A	@I _{PP}	@0V,1MHz
					V	V	pF
SPESLC3V3D323S-2B	3B	3.3	1	4.0	7.0	19 @ 20A	1
SPESLC5VD323S-2B	5B	5	1	6.0	9.8	18.3@ 17A	1
SPESLC8VD323S-2B	8B	8	1	8.5	13.4	26.8 @ 20A	1
SPESLC12VD323S-2B	AB	12	1	13.3	19.0	28.6 @ 11A	1
SPESLC15VD323S-2B	BB	15	1	16.7	24.0	40 @ 10A	1
SPESLC24VD323S-2B	CB	24	1	26.7	33.0	54 @ 9A	1



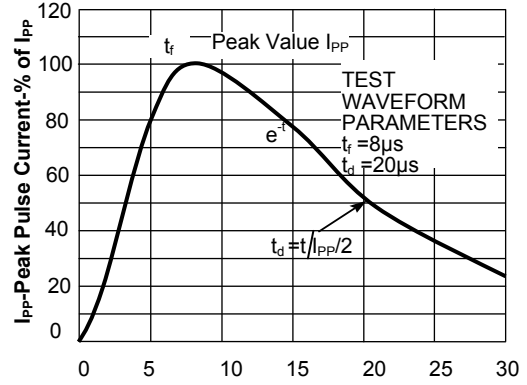
Typical Characteristic Curves ($T_A=25^\circ\text{C}$ unless otherwise specified)

Fig.1 Peak Pulse Power vs Pulse Time



- Pulse Duration-us

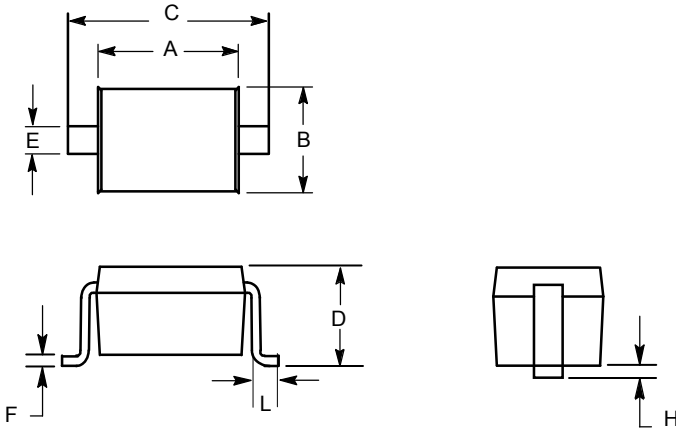
Fig.2 Pulse Waveform



t- Time-us

Package Outline Dimensions

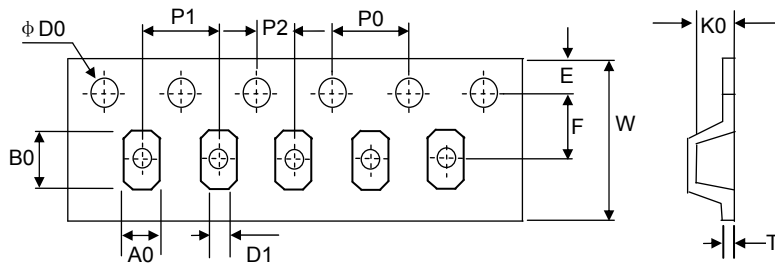
SOD-323



Dim	millimeters	
	min	max
A	1.60	1.90
B	1.15	1.45
C	2.39	2.70
D	0.80	1.10
E	0.25	0.40
F	0.10	0.20
H		0.10
L	0.20	-



Package Information



Unit:mm

A0	B0	K0	D1	φ D0	E	F	W	P0	P1	P2	T
1.52±0.10	2.90±0.10	1.35±0.10	1.0±0.25	1.0±0.10	1.75± 0.10	3.50± 0.05	8.00± 0.10	4.00±0.10	4.00±0.10	2.0±0.05	0.24-0.27

Order Information

Device	Package	Carrier	Quantity	HSF Status
SPESLCxVD323S-2B	SOD-323	Tape & Reel(7")	3000pcs	RoHS compliant