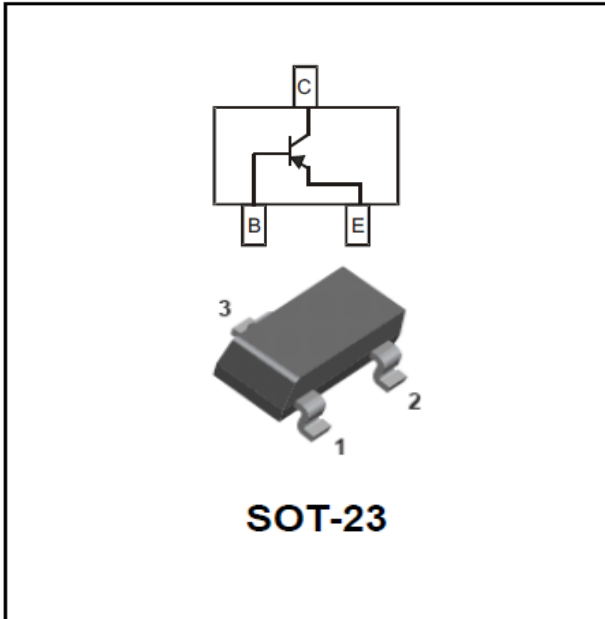


PNP Transistor



Features

- Epoxy meets UL-94 V-0 flammability rating
- Moisture Sensitivity Level 1
- Marking: M6



■ Maximum Ratings (Ta=25°C unless otherwise noted)

Item	Symbol	Unit	Conditions	Value
Collector-Base Voltage	VCBO	V		-50
Collector-Emitter Voltage	VCEO	V		-45
Emitter-Base Voltage	VEBO	V		-5
Collector Current	IC	A		-0.1
Total Device Dissipation	PC	W		0.2
Junction Temperature	Tj	°C		150
Storage Temperature	TSTG	°C		-55 to +150

■ Electrical Characteristics (Ta=25°C unless otherwise noted)

Item	Symbol	Unit	Conditions	Min	Typ	Max
Collector-base breakdown voltage	$V_{(BR)CBO}$	V	$I_C = -100\mu A, I_E = 0$	-50		
Collector-emitter breakdown voltage	$V_{(BR)CEO^*}$	V	$I_C = -0.1mA, I_B = 0$	-45		
Emitter-base breakdown voltage	$V_{(BR)EBO}$	V	$I_E = -100\mu A, I_C = 0$	-5		
Collector cut-off current	I_{CBO}	μA	$V_{CB} = -50V, I_E = 0$			-0.1
Emitter cut-off current	I_{EBO}	μA	$V_{EB} = -5V, I_C = 0$			-0.1
DC current gain	h_{FE}	V	$V_{CE} = -5V, I_C = -1mA$	200		1000
Collector-emitter saturation voltage	$V_{CE(sat)}$	V	$I_C = -100mA, I_B = -10mA$			-0.3
Base-emitter saturation voltage	$V_{BE(sat)}$	V	$I_C = -100mA, I_B = -10mA$			-1
Transition frequency	f_T	MHZ	$V_{CE} = -5V, I_C = -10mA, f = 30MHz$	150		

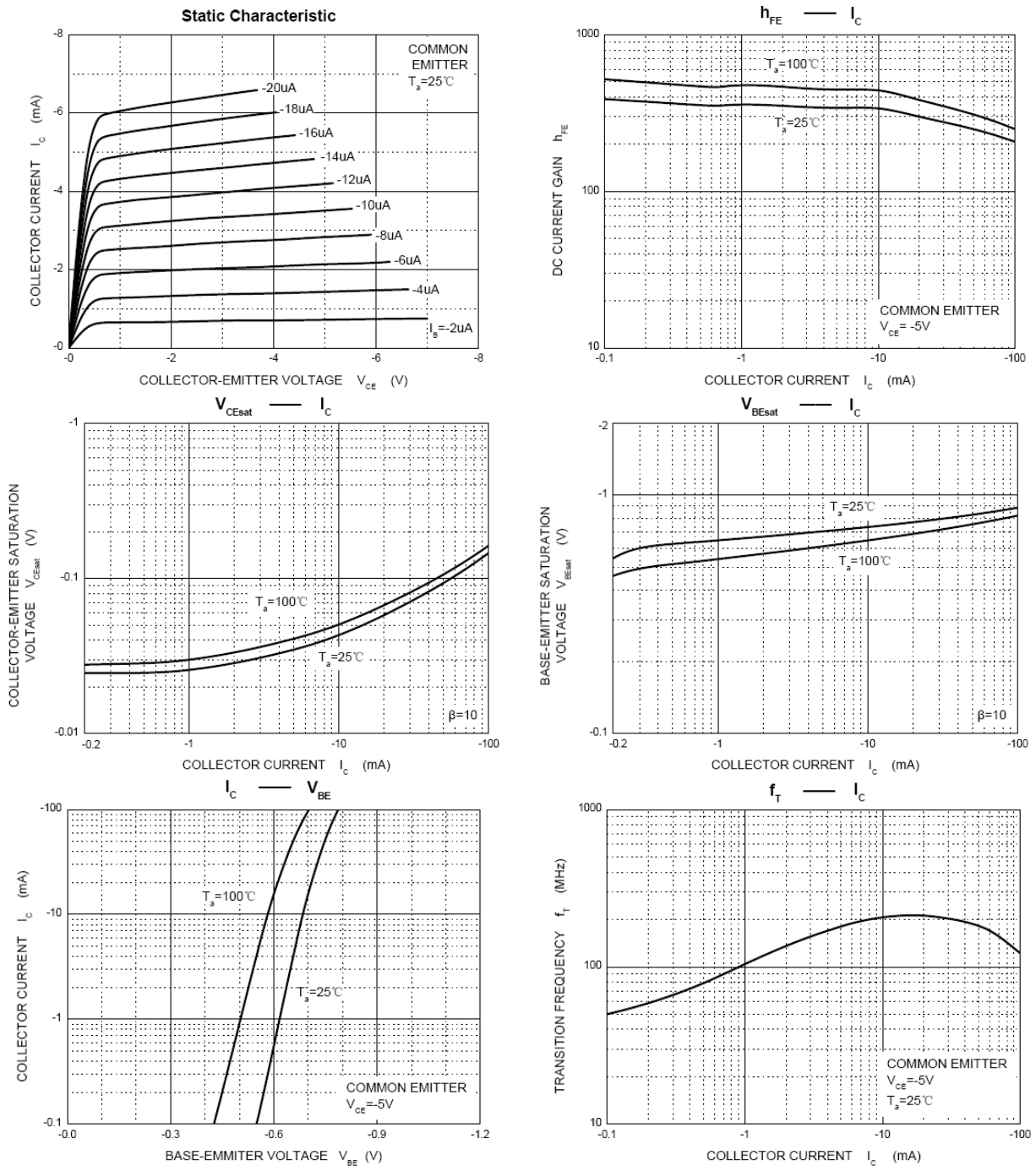
■ CLASSIFICATION OF HFE (1)

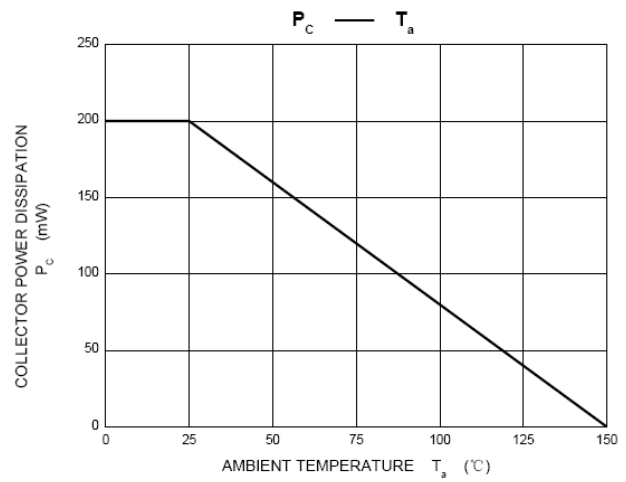
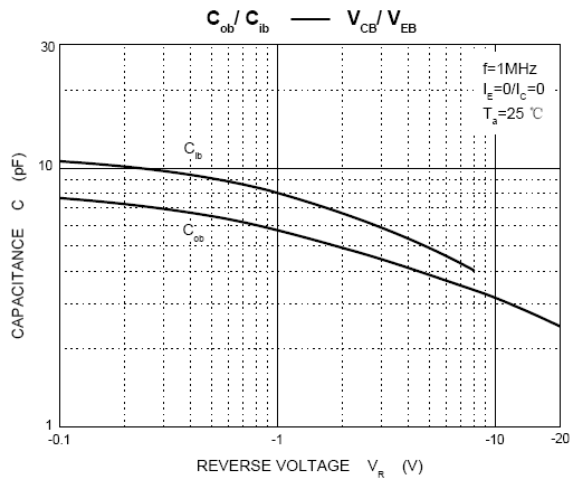
RANK	L	H
RANGE	200-450	450-1000

■ Ordering Information (Example)

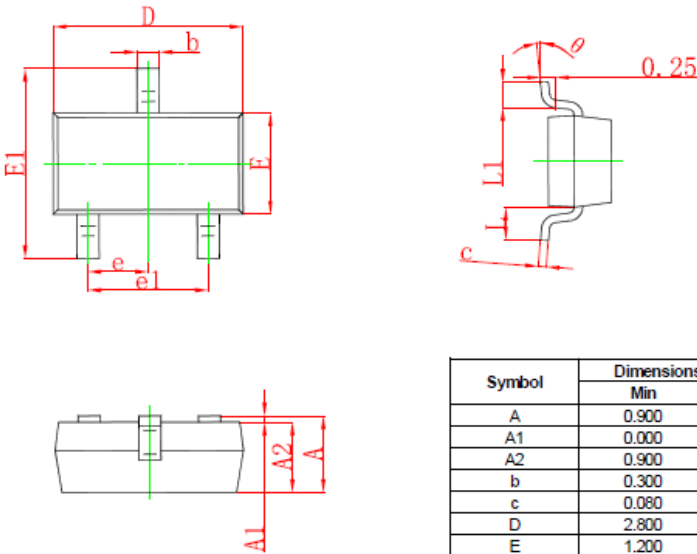
PREFERRED P/N	PACKING CODE	UNIT WEIGHT(g)	MINIMUM PACKAGE(pcs)	INNER BOX QUANTITY(pcs)	OUTER CARTON QUANTITY(pcs)	DELIVERY MODE
S9015	F2	Approximate 0.008	3000	30000	120000	7" reel

■ Characteristics (Typical)

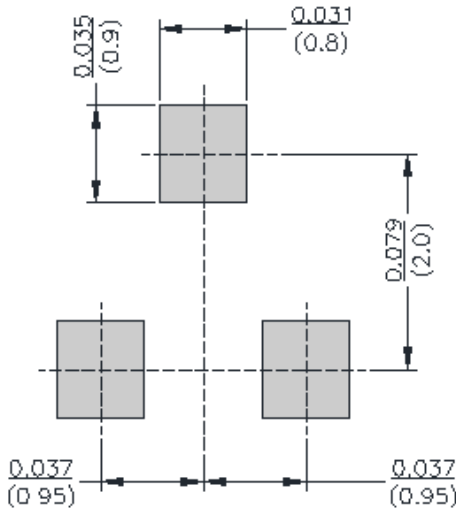




■ SOT-23 Package Outline Dimensions



Symbol	Dimensions in Millimeters		Dimensions in Inches	
	Min	Max	Min	Max
A	0.900	1.150	0.035	0.045
A1	0.000	0.100	0.000	0.004
A2	0.900	1.050	0.035	0.041
b	0.300	0.500	0.012	0.020
c	0.080	0.150	0.003	0.006
D	2.800	3.000	0.110	0.118
E	1.200	1.400	0.047	0.055
E1	2.250	2.550	0.089	0.100
e	0.950 TYP		0.037 TYP	
e1	1.800	2.000	0.071	0.079
L	0.550 REF		0.022 REF	
L1	0.300	0.500	0.012	0.020
θ	0°	8°	0°	8°

■ SOT-23 Suggested Pad Layout


Disclaimers

These materials are intended as a reference to assist our customers in the selection of the Steifpower Technology products best suited to the customer's applications, they do not convey any license under any intellectual property rights, or any other rights, belonging to Steifpower Technology or third party. Steifpower Technology assumes no responsibility for any damage, or infringement of any third-party's rights, originating in the use of any product data, diagrams, charts, programs, algorithms, or circuit application examples contained in these materials. All information contained in these materials, including product data, diagrams, charts, programs and algorithms represents information on products at the time of publication of these materials, and are subject to change by Steifpower Technology without notice due to product improvements or other reasons.

It is therefore recommended that customers contact Steifpower Technology or an authorized Steifpower Technology representative for the latest product information before purchasing a product listed herein.

The information described here may contain technical inaccuracies or typographical errors.

Steifpower Technology assumes no responsibility for any damage, liability, or other loss arising from these inaccuracies or errors.

Please also pay attention to information published by Steifpower Technology by various means including our website home page (<http://www.steifpower.com>).

When using any or all of the information contained in these materials, including product data diagrams, charts, programs, and algorithms, please be sure to evaluate all information as a total system before making a final decision on the applicability of the information and products.

Steifpower Technology assumes no responsibility for any damage, liability or other loss resulting from the information contained herein.

The prior written approval of Steifpower Technology is necessary to reprint or reproduce in whole or in part these materials.

Please contact Steifpower Technology or an authorized distributor for further details on these materials or the products contained herein.