


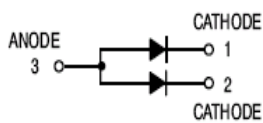
Features

- Fast switching speed
- Surface mount package ideally suited for automatic insertion
- High conductance

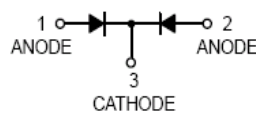


SOT-23

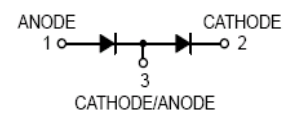
Configurations



BAV23A



BAV23C



BAV23S

Absolute Maximum Ratings

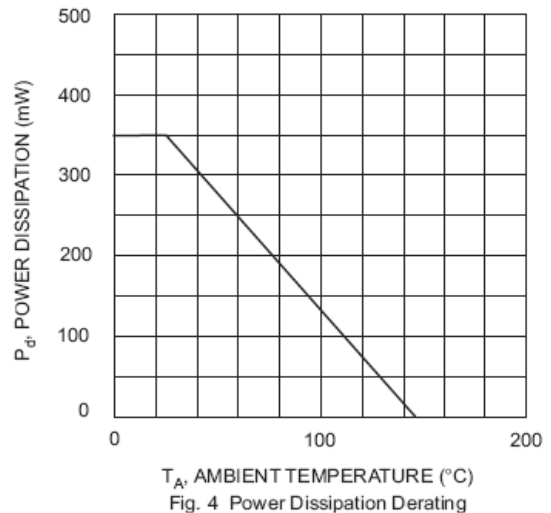
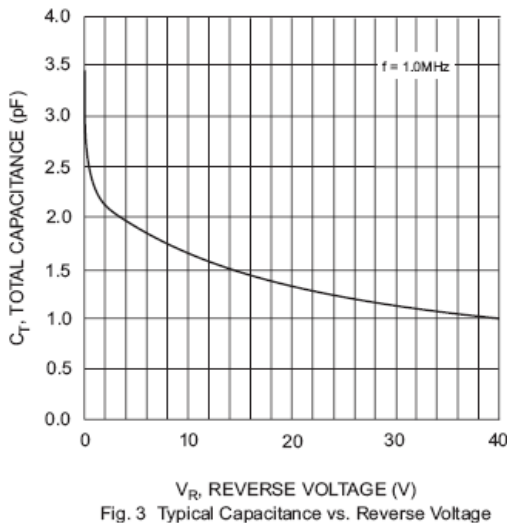
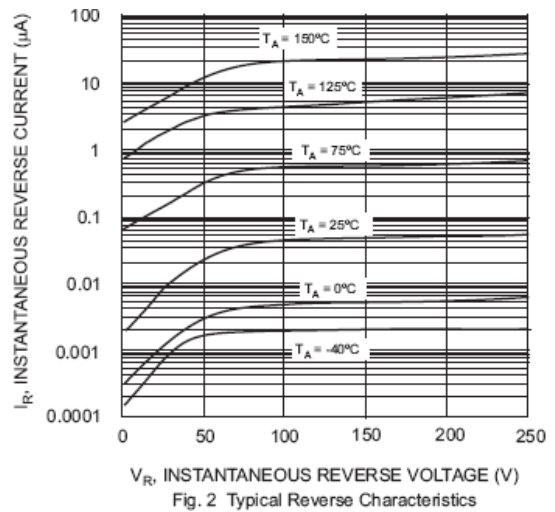
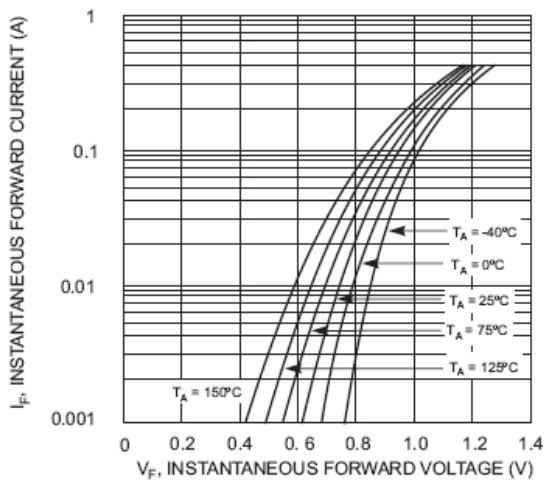
($T_A=25^\circ\text{C}$ unless otherwise noted)

Characteristic	Symbol	Value	Unit
Repetitive Peak Reverse Voltage	V_{RRM}	250	V
Working Peak Reverse Voltage DC Reverse Voltage	V_{RWM} V_R	200	V
RSM Reverse Voltage	$V_{R(RMS)}$	141	V
Forward Continuous Current (Max.)	I_{FM}	400	mA
Non-Repetitive Peak Forward Surge Current @ $t = 1.0\mu\text{s}$ @ $t = 100\mu\text{s}$ @ $t = 10\text{ms}$	I_{FSM}	9.0 3.0 1.7	A
Repetitive Peak Forward Surge Current	I_{FRM}	625	mA
Power Dissipation	P_d	350	mW
Thermal Resistance Junction to Ambient	$R_{\theta JA}$	357	$^\circ\text{C}/\text{W}$
Operating Junction Temperature Range	T_J	150	$^\circ\text{C}$
Storage Temperature Range	T_{STG}	-65 to +150	$^\circ\text{C}$

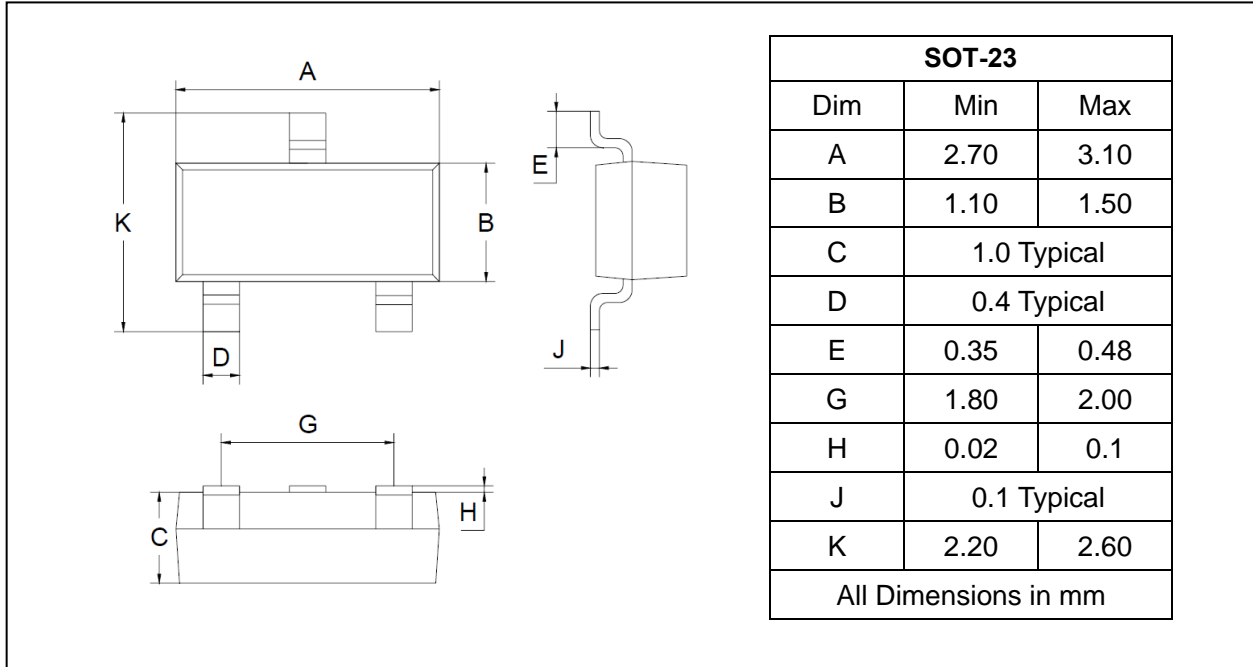
Electrical Characteristics ($T_A=25^\circ\text{C}$ unless otherwise noted)

Characteristic	Symbol	Min	Max	Unit	Test Condition
Reverse Breakdown Voltage	$V_{(BR)R}$	250	-	V	$I_R=100\mu\text{A}$
Reverse Leakage Current	I_R	-	100	nA	$V_R=200\text{V}$
Forward Voltage	V_F	-	1 1.25	V	$I_F=100\text{mA}$ $I_F=200\text{mA}$
Total Capacitance	C_T	-	5.0	pF	$V_R=0\text{V}$, $f=1.0\text{MHz}$
Reverse Recovery Time	t_{rr}	-	50	ns	$I_F=I_R=30\text{mA}$, $I_{rr}=0.1 \cdot I_R$, $R_L=100\Omega$

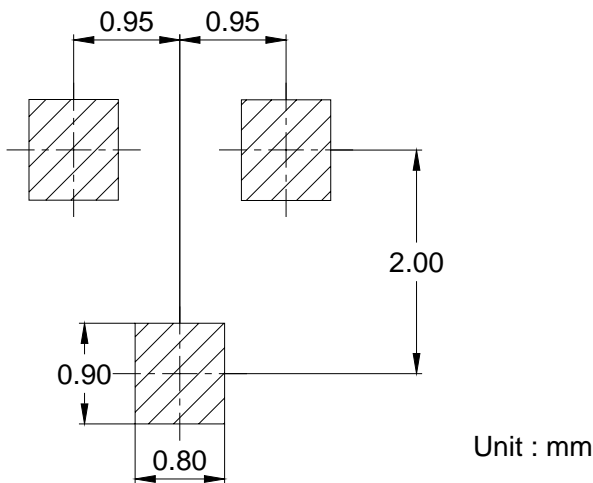
Typical Electrical Characteristic Curves



Package Outline Dimensions



Soldering Footprint



Marking and Package Information

Part	Marking	Shipping
BAV23A	KT7	3000/Tape&Reel
BAV23C	KT6	3000/Tape&Reel
BAV23S	KL31	3000/Tape&Reel