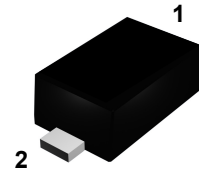


Features

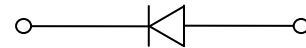
- Low Leakage Current
- Medium Speed Switching Time
- Plastic SOD-523 Package
- Working Peak Reverse Voltage: max. 75V
- Continuous Forward Current: max. 200mA
- RoHS Compliant



Package: SOD-523

Applications

- Low leakage current applications in surface mounted circuit



Schematic Diagram

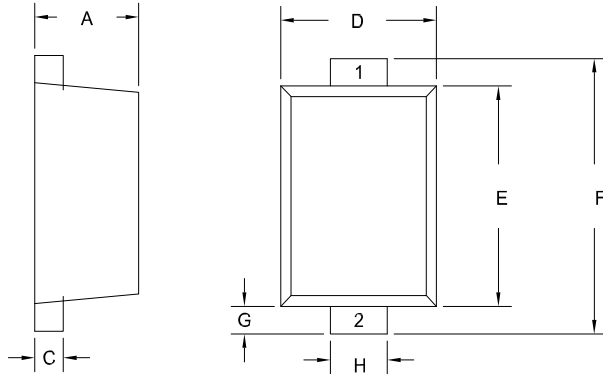
Absolute Maximum Ratings ($T_A=25^\circ\text{C}$ unless otherwise noted)

Parameter	Symbol	Value	Unit
Maximum Repetitive Peak Reverse Voltage	V_{RRM}	75	V
Working Peak Reverse Voltage	V_{RWM}	75	V
Continuous Forward Current	I_F	200	mA
Peak Forward Surge Current (half sine-wave $t=8.3\text{ms}$)	I_{FSM}	1	A
Power Dissipation	P_D	225	mW
Thermal Resistance From Junction to Ambient	$R_{\theta JA}$	556	$^\circ\text{C}/\text{W}$
Storage Temperature	T_{stg}	-55 to +150	$^\circ\text{C}$
Junction Temperature	T_j	150	$^\circ\text{C}$

Electrical Characteristics ($T_A=25^\circ\text{C}$ unless otherwise noted)

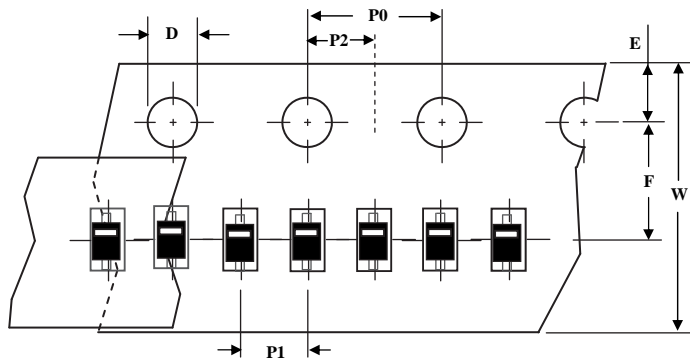
Parameter	Symbol	Condition	Min	Typ	Max	Unit
Forward Voltage	V_F	$I_F = 1\text{mA}$			0.9	V
		$I_F = 10\text{mA}$			1.0	V
		$I_F = 50\text{mA}$			1.1	V
		$I_F = 150\text{mA}$			1.25	V
Reverse Current	I_R	$V_R = 75\text{V}$			5	nA
		$V_R = 100\text{V}$			80	nA
Diode Capacitance	C_d	$V_R=0\text{V}, f=1\text{MHz}$		2		pF
Reverse Recovery Time	t_{rr}	when switched from $I_F=10\text{mA}$ to $I_R=10\text{mA}$; $R_L=100\Omega$; measured at $I_R=1\text{mA}$			3	μs

Product Dimensions SOD-523



Dim	millimeters	
	min	max
A	0.51	0.77
C	0.07	0.20
D	0.70	0.90
E	1.10	1.30
F	1.50	1.70
G	0.2 REF	
H	0.25	0.35

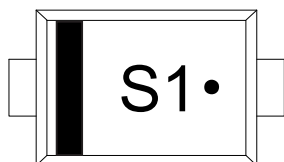
Package Information



Unit : mm

TapeSize(W)	D	E	F	P0	P1	P2	W max
8	1.55±0.05	1.75±0.1	3.5±0.05	4.0±0.1	2.0±0.05	2.0±0.05	8.3

Marking



Order Information

Device	Package	Net Weight	Carrier	Quantity	HSF Status
BAS716	SOD-523	0.0014g	Tape & Reel	8000pcs / Reel	RoHS compliant